

Instagram

What is it?

Instagram is an app which allows users (there are currently 80 million of them) to share photos with others. A photo is taken with a mobile device and then can have a filter applied in order to improve the image before it is shared.



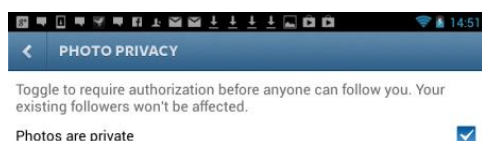
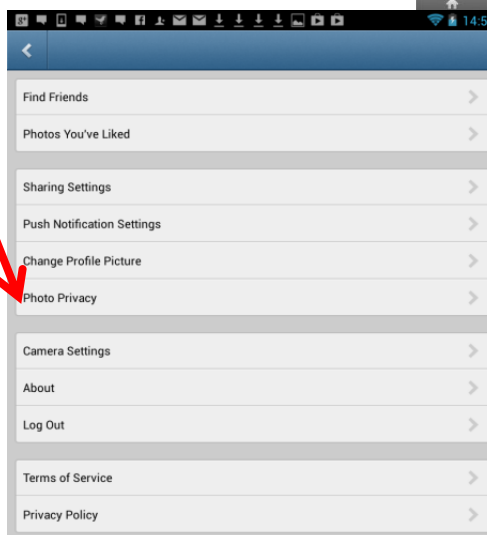
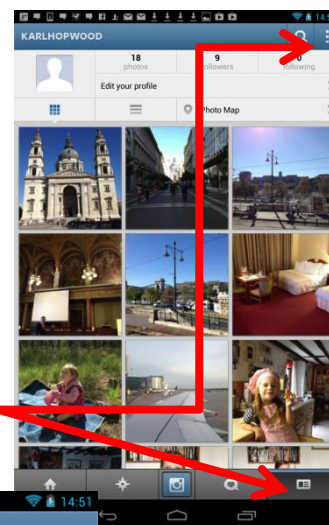
Instagram is currently available for Android and iPhone. Photos can currently be shared immediately to Twitter, Facebook, Foursquare, Tumblr and Flickr but there are plans to make it possible to share with other services in the future.

Privacy

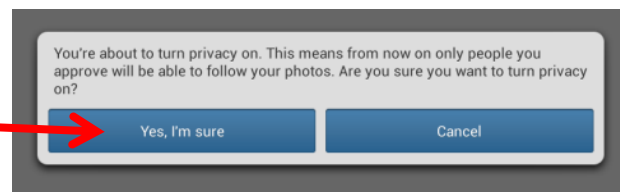
It is important to know that **all photos on Instagram are public by default** which means that anyone who is using Instagram or visiting the Instagram website will be able to access them.

Setting privacy on an Android device – this will mean that only approved followers will be able to see your photos:

1. Click on the Instagram icon to open the app.
2. Click on the address card icon to open up your profile.
3. Click on the settings icon.
4. Scroll to the “photo privacy” option and click on it.



5. Make sure that the “photos are private” box is ticked.
6. If necessary click “Yes, I’m sure” to make photos private.



Once you have done this, you will receive a follow request every time a new user wants to see your photos and you will be able to approve or ignore this.